



we make life better®

2311 Wilson Boulevard Suite 400 Arlington VA 22201 USA
 Phone 703 524 8800 | Fax 703 562 1942
 www.ahrinet.org

April 10, 2026

Contact: [Regan Spencer](#)

Phone: 703.600.0380

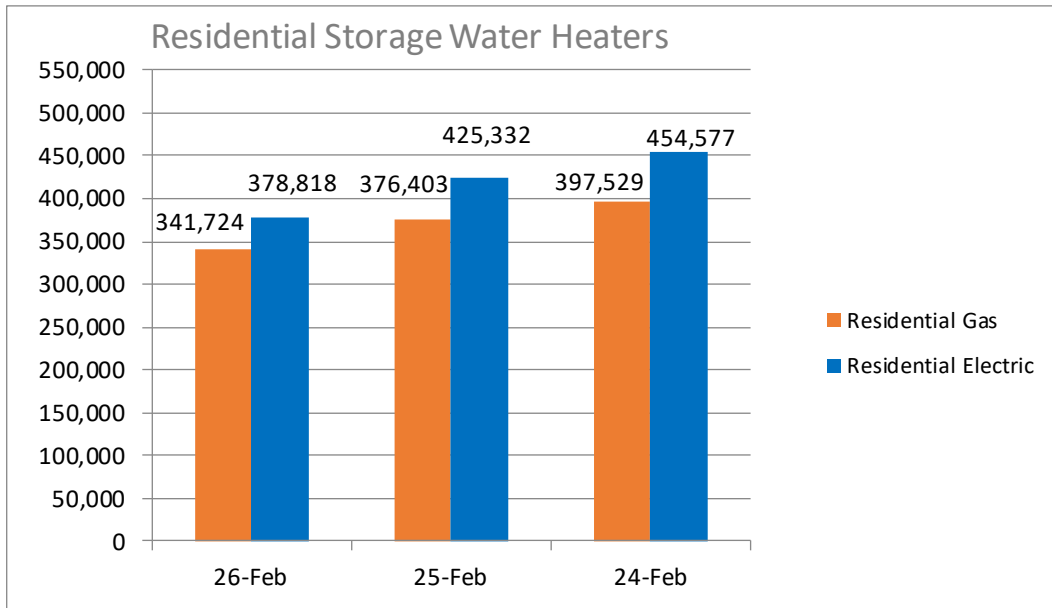
Public data is available in Excel format [here](#).

Please see our FAQs [here](#).

AHRI Releases February 2026 U.S. Heating and Cooling Equipment Shipment Data

Residential Storage Water Heaters

U.S. shipments of residential gas storage water heaters for February 2026 decreased -9.2 percent, to 341,724 units, compared to 376,403 units shipped in February 2025. Residential electric storage water heater shipments decreased -10.9 percent in February 2026 to 378,818 units, compared to 425,332 units shipped in February 2025.

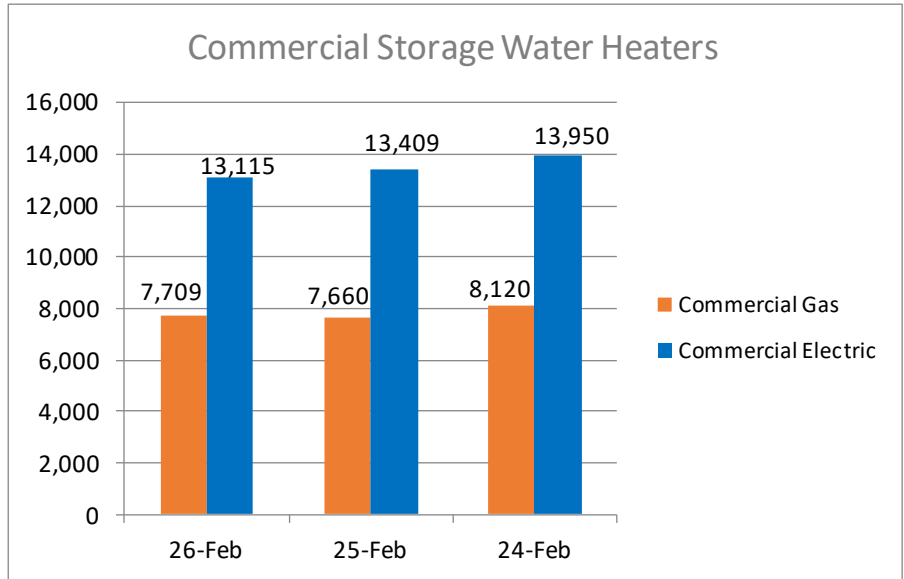


Year-to-date U.S. shipments of residential gas storage water heaters decreased -10.4 percent, to 670,230, compared to 748,027 shipped during that same period in 2025. Residential electric storage water heater shipments decreased -7.9 percent year-to-date, to 760,245 units, compared to 825,053 shipped during the same period in 2025.

Year-to-Date	Feb 26 YTD	Feb 25 YTD	% CHG. (From 2025-2026)	Feb 24 YTD
Residential Storage Gas	670,230	748,027	-10.4	744,553
Residential Storage Electric	760,245	825,053	-7.9	871,640

Commercial Storage Water Heaters

Commercial gas storage water heater shipments increased +0.6 percent in February 2026, to 7,709 units, compared to 7,660 units shipped in February 2025. Commercial electric storage water heater shipments decreased -2.2 percent in February 2026, to 13,115, compared to 13,409 units shipped in February 2025.

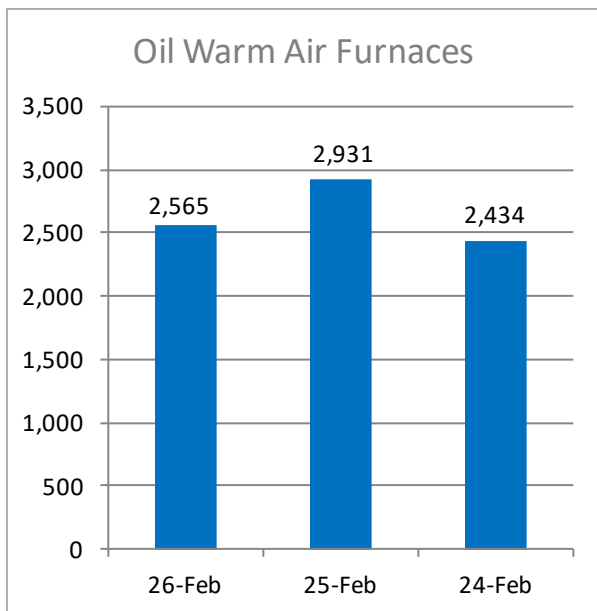
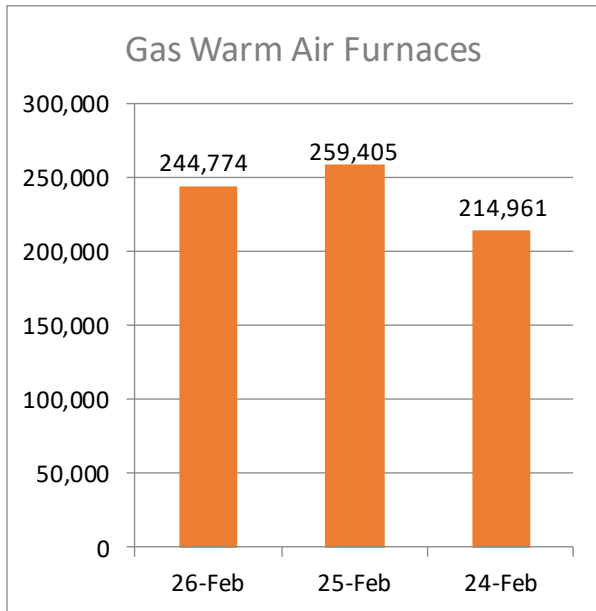


Year-to-date U.S. shipments of commercial gas storage water heaters increased +3.1 percent, to 15,138 units, compared to 14,682 units shipped during the same period in 2025. Year-to-date commercial electric storage water heater shipments decreased -5.7 percent, to 24,792 units, compared to 26,280 units shipped during the same period in 2025.

<i>Year-to-Date</i>	Feb 26 YTD	Feb 25 YTD	% CHG. (From 2025-2026)	Feb 24 YTD
Commercial Storage Gas	15,138	14,682	+3.1	15,371
Commercial Storage Electric	24,792	26,280	-5.7	25,647

Warm Air Furnaces

U.S. shipments of gas warm air furnaces for February 2026 decreased -5.6 percent, to 244,774 units, compared to 259,405 units shipped in February 2025. Oil warm air furnace shipments decreased -12.5 percent, to 2,565 units in February 2026, compared to 2,931 units shipped in February 2025.



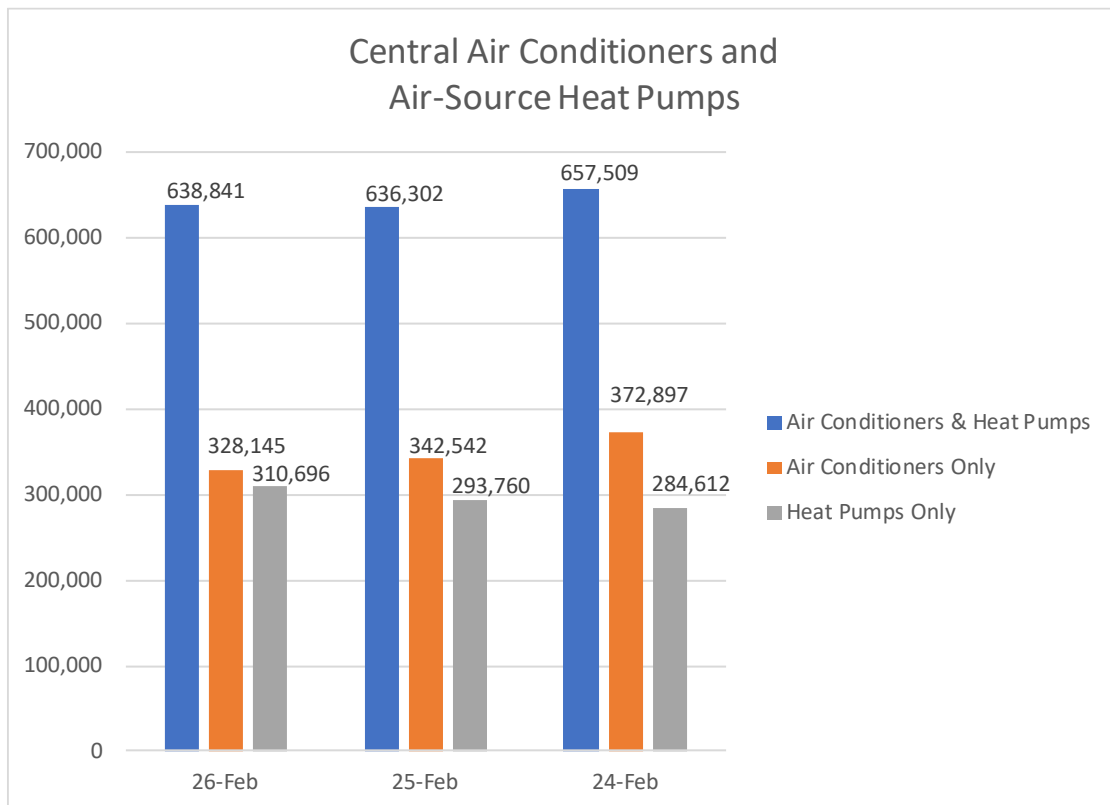
Year-to-date U.S. shipments of gas warm air furnaces decreased -12.9 percent, to 462,536 units, compared to 530,785 units shipped during the same period in 2025. Year-to-date U.S. shipments of oil warm air furnaces

decreased -4.5 percent, to 5,579 units, compared to 5,842 units shipped during the same period in 2025.

<i>Year-to-Date</i>				
	Feb 26 YTD	Feb 25 YTD	% CHG. (From 2025-2026)	Feb 24 YTD
Gas Warm Air Furnaces	462,536	530,785	-12.9	431,047
Oil Warm Air Furnaces	5,579	5,842	-4.5	5,064

Central Air Conditioners and Air-Source Heat Pumps

U.S. shipments of central air conditioners and air-source heat pumps totaled 638,841 units in February 2026, increased +0.4 percent compared to 636,302 units shipped in February 2025. U.S. shipments of air conditioners decreased -4.2 percent, to 328,145 units, compared to 342,542 units shipped in February 2025. U.S. shipments of air-source heat pumps increased +5.8 percent, to 310,696 units, compared to 293,760 shipped in February 2025.



Year-to-date combined shipments of central air conditioners and air-source heat pumps decreased -14.3 percent, to 1,079,660, compared to 1,259,203 units shipped during the same period in 2025. Year-to-date shipments of central air conditioners decreased -21.9 percent, to 539,007 units, compared to 689,899 units shipped during the same period in 2025. The year-to-date total for heat pump shipments decreased -5.0 percent, to 540,653, compared to 569,304 units shipped during the same period in 2025.

<i>Year-to-Date</i>				
	Feb 26 YTD	Feb 25 YTD	% CHG. (From 2025-2026)	Feb 24 YTD
Air Conditioners & Heat Pumps Combined Total	1,079,660	1,259,203	-14.3	1,136,883
Air Conditioners Only	539,007	689,899	-21.9	620,932
Heat Pumps Only	540,653	569,304	-5.0	515,951

U.S. Manufacturers' Shipments of Central Air Conditioners and Air-Source Heat Pumps

Size Description (000) BTUH	Month			Size Description (000) BTUH	YTD		
	2026 Total	% Change from 2025	2024 Total		2026 Total	% Change from 2025	2024 Total
Under 16.5	28,719	+18.9	21,610	Under 16.5	51,874	+8.1	44,580
16.5-21.9	62,517	+3.3	69,693	16.5-21.9	105,333	-19.1	130,360
22-26.9	138,500	+4.8	140,859	22-26.9	225,560	-16.7	238,804
27-32.9	97,038	-1.4	101,214	27-32.9	155,433	-19.6	173,337
33-38.9	132,454	-2.4	133,507	33-38.9	231,500	-10.3	221,664
39-43.9	42,010	-6.8	44,195	39-43.9	73,076	-20.3	74,745
44-53.9	66,949	+1.9	66,958	44-53.9	112,787	-8.7	111,808
54-64.9	50,683	-10.2	54,718	54-64.9	88,317	-18.6	94,933
65-96.9	6,760	-2.7	8,011	65-96.9	11,939	-10.1	15,487
97-134.9	5,214	+1.0	7,398	97-134.9	9,239	-3.3	13,530
135-184.9	3,967	+45.8	4,302	135-184.9	7,078	+25.0	8,320
185-249.9	1,713	+41.7	1,995	185-249.9	3,288	+27.8	3,651
250-319.9	1,189	+33.6	1,638	250-319.9	2,155	+11.7	3,023
320-379.9	261	+1.6	350	320-379.9	512	+10.6	668
380-539.9	289	-5.6	406	380-539.9	544	+5.0	718
540-639.9	268	+3.5	305	540-639.9	463	-2.9	546
640-799.9	102	+12.1	109	640 & Over	174	+13.0	225
800.0-899.9	39	+30.0	50	800.0-899.9	85	+21.4	118
900.0-999.9	73	+19.7	67	900.0-999.9	137	+16.1	121
1,000.0-1,199.9	18	-33.3	44	1,000.0-1,199.9	31	-36.7	91
1,200.0 & Over	78	+39.3	80	1,200.0 & Over	135	+3.8	154
TOTAL	638,841	+0.4	657,509	TOTAL	1,079,660	-14.3	1,136,883

Notes and FAQs

Industry data is aggregated from the information supplied by AHRI member companies that participate in the Statistics Program and can be subject to revision. Published year-to-date data is inclusive of all revisions. No other AHRI data (e.g., by state or region) is available to the public other than that published. AHRI does not conduct any market forecasting and is not qualified to discuss market trends. BTUHs of 64.9 and below are for residential units; 65.0 and above for commercial.

For previous monthly shipment releases and historical data, please see <http://www.ahrinet.org/statistics>.

1. How do my colleagues subscribe to the report?

Go to <http://www.ahrinet.org/statistics> and click on Subscribe.

2. What is considered a shipment?

A shipment is defined as when a unit transfers ownership; a consignment is not a transfer of ownership.

3. Does this data represent shipments to the United States only or are shipments outside of the United States included?

This data represents shipments to customers that are sold within the fifty United States and District of Columbia, whether produced domestically or imported.

4. Do you provide U.S. data by state?

No, that data is not available publicly.

5. Is historical data available in Excel?

No, reports are only available in the format of their original release.

6. Is data available in a different format?

The only format available is provided on the website.

7. Does the December YTD data equal a full calendar year?

Yes, it does.

8. Can I purchase additional industry data from AHRI?

No, AHRI statistical data is not for sale.

9. Does AHRI provide information for academic research purposes?

No, AHRI is not authorized by our members to provide information other than what is listed on our website.

10. How much of the industry does the data represent?

Although we cannot get into specifics about how much of the industry the data represents, in general, AHRI is one of the largest trade associations in the nation, representing more than 300 heating, water heating, ventilation, air conditioning and commercial refrigeration manufacturers within the global HVACR industry. AHRI's 300+ member companies account for more than 90 percent of the residential and commercial air conditioning, space heating, water heating, and commercial refrigeration equipment manufactured and sold in North America.

11. Where can I find the definitions for the products included in this report?

Download product definitions for monthly shipment reports [here](#).

12. I am using your website's data in an article. How do I secure your permission to use this data?

Any information posted on our website does not require permission to use. While we do not have a required citation format, in articles we ask that you state you received this information from AHRI.

###

[About AHRI](#)

The Air-Conditioning, Heating, and Refrigeration Institute (AHRI) is the trade association representing manufacturers of air conditioning, heating, and commercial refrigeration, and water heating equipment. An internationally recognized advocate for the industry, AHRI develops standards for and certifies the performance of many of these products. AHRI's 300+ member companies manufacture quality, efficient, and innovative residential and commercial air conditioning, space heating, water heating, and commercial refrigeration equipment and components for sale in North America and around the world.