



2311 Wilson Boulevard Suite 400 Arlington VA 22201 USA
 Phone 703 524 8800 | Fax 703 562 1942
 www.ahrinet.org

August 7, 2020

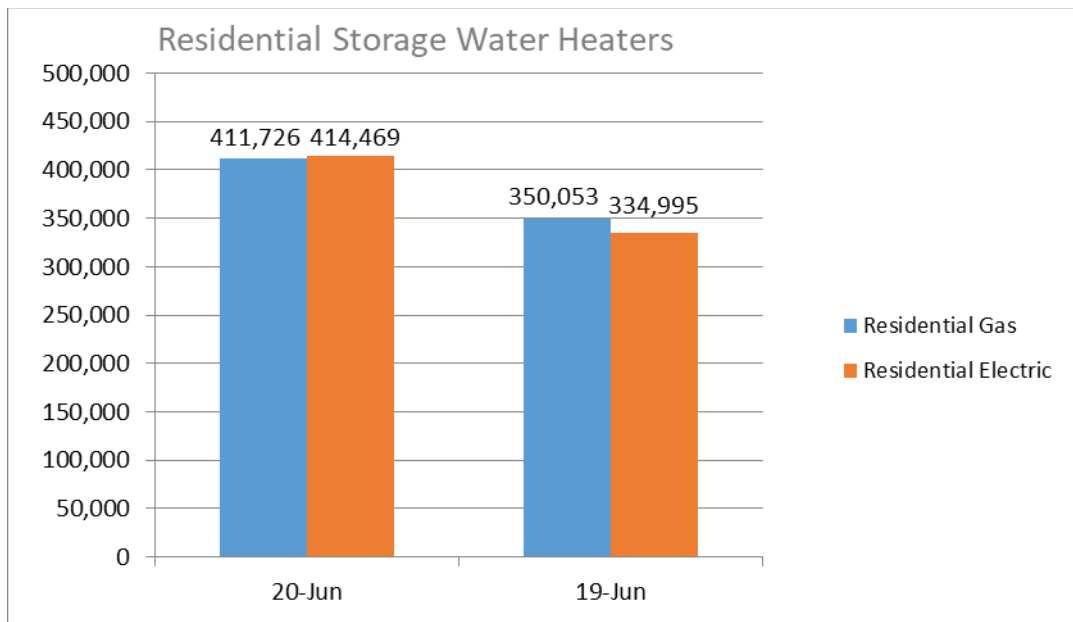
Contact: [Adanna Le Gendre](#)

Phone: 703.600.0363

AHRI Releases June 2020 U.S. Heating and Cooling Equipment Shipment Data

Residential Storage Water Heaters

U.S. shipments of residential gas storage water heaters for June 2020 increased 17.6 percent, to 411,726 units, up from 350,053 units shipped in June 2019. Residential electric storage water heater shipments increased 23.7 percent in June 2020 to 414,469 units, up from 334,995 units shipped in June 2019.

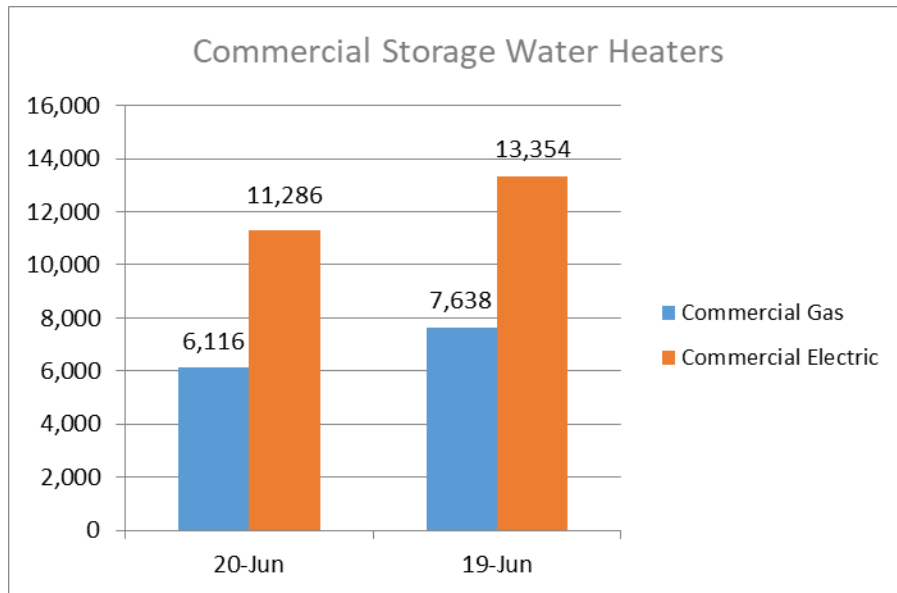


Year-to-date U.S. shipments of residential gas storage water heaters decreased 1.5 percent, to 2,217,780 compared to 2,252,366 shipped during that same period in 2019. Residential electric storage water heater shipments increased 5 percent year-to-date, to 2,226,268 units, compared to 2,120,806 shipped during the same period in 2019.

<i>Year-to-Date</i>			
	Jun 2020 YTD	Jun 2019 YTD	%CHG.
Residential Storage Gas	2,217,780	2,252,366	-1.5
Residential Storage Electric	2,226,268	2,120,806	+5.0

Commercial Storage Water Heaters

Commercial gas storage water heater shipments decreased 19.9 percent in June 2020, to 6,116 units, down from 7,638 units shipped in June 2019. Commercial electric storage water heater shipments decreased 15.5 percent in June 2020, to 11,286 units, down from 13,354 units shipped in June 2019.

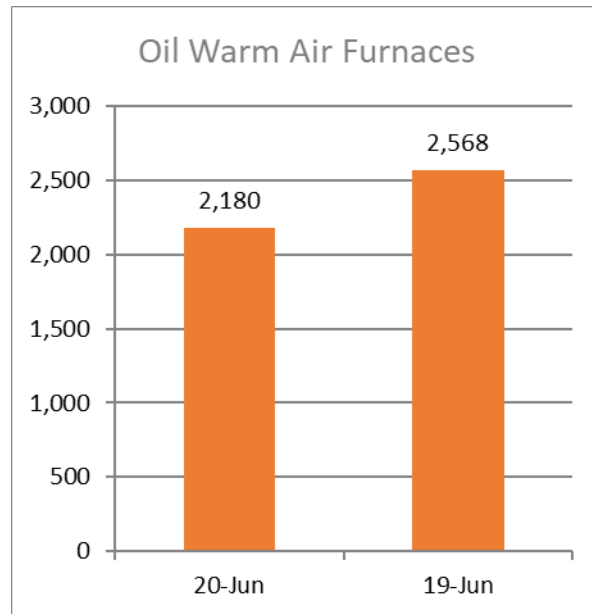
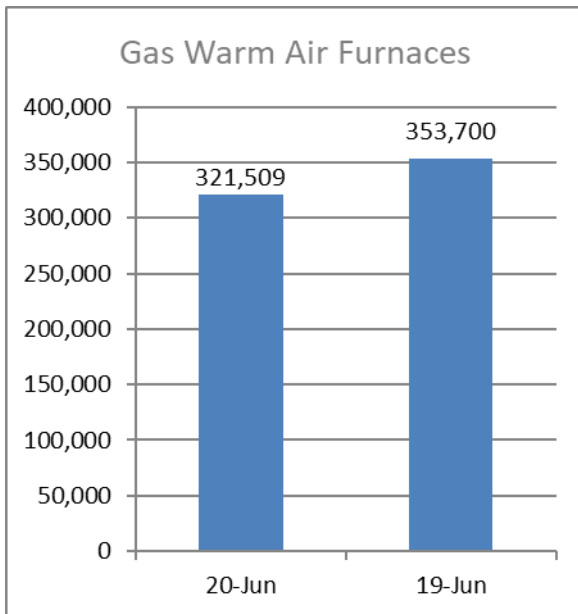


Year-to-date U.S. shipments of commercial gas storage water heaters decreased 13.7 percent, to 39,867 units, compared with 46,211 units shipped during the same period in 2019. Year-to-date commercial electric storage water heater shipments decreased 10.1 percent, to 69,995 units, down from 77,828 units shipped during the same period in 2019.

<i>Year-to-Date</i>			
	Jun 2020 YTD	Jun 2019 YTD	%CHG.
Commercial Storage Gas	39,867	46,211	-13.7
Commercial Storage Electric	69,995	77,828	-10.1

Warm Air Furnaces

U.S. shipments of gas warm air furnaces for June 2020 decreased 9.1 percent, to 321,509 units, down from 353,700 units shipped in June 2019. Oil warm air furnace shipments decreased 15.1 percent, to 2,180 units in June 2020, down from 2,568 units shipped in June 2019.

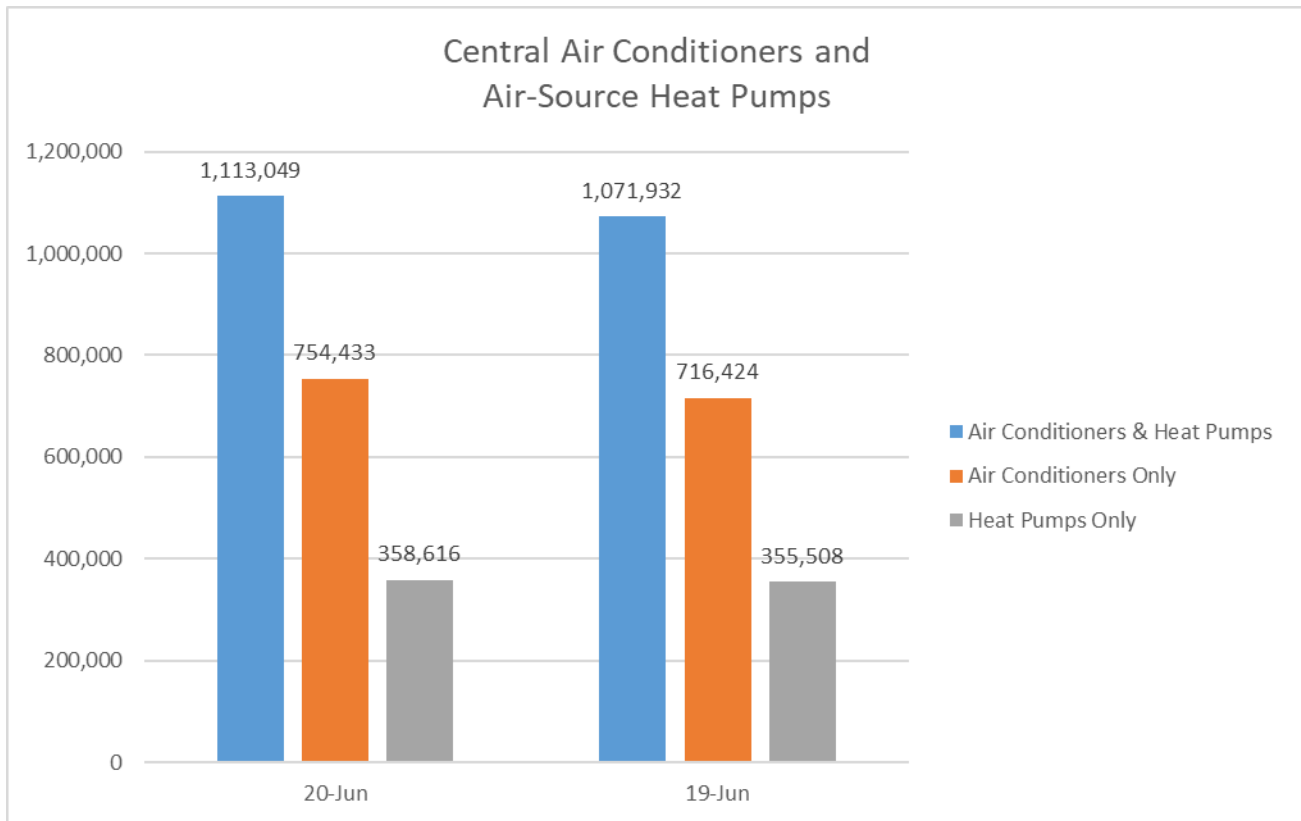


Year-to-date U.S. shipments of gas warm air furnaces decreased 21.7 percent, to 1,368,555 units, compared with 1,746,988 units shipped during the same period in 2019. Year-to-date U.S. shipments of oil warm air furnaces decreased 35 percent, to 10,934 units, compared with 16,813 units shipped during the same period in 2019.

<i>Year-to-Date</i>			
	Jun 2020 YTD	Jun 2019 YTD	%CHG.
Gas Warm Air Furnaces	1,368,555	1,746,988	-21.7
Oil Warm Air Furnaces	10,934	16,813	-35.0

Central Air Conditioners and Air-Source Heat Pumps

U.S. shipments of central air conditioners and air-source heat pumps totaled 1,113,049 units in June 2020, up 3.8 percent from 1,071,932 units shipped in June 2019. U.S. shipments of air conditioners increased 5.3 percent, to 754,433 units, up from 716,424 units shipped in June 2019. U.S. shipments of air-source heat pumps increased 0.9 percent, to 358,616 units, up from 355,508 units shipped in June 2019.



Year-to-date combined shipments of central air conditioners and air-source heat pumps decreased 4.4 percent, to 4,475,871 units, down from 4,681,655 units shipped during the same period in 2019. Year-to-date shipments of central air conditioners decreased 4.1 percent, to 2,856,097 units, down from 2,978,788 units shipped during the same period in 2019. The year-to-date total for heat pump shipments decreased 4.9 percent, to 1,619,774, down from 1,702,867 units shipped during the same period in 2019.

<i>Year-to-Date</i>			
	Jun 2020 YTD	Jun 2019 YTD	%CHG.
Air Conditioners & Heat Pumps Combined Total	4,475,871	4,681,655	-4.4
Air Conditioners Only	2,856,097	2,978,788	-4.1
Heat Pumps Only	1,619,774	1,702,867	-4.9

U.S. Manufacturers' Shipments of Central Air Conditioners and Air-Source Heat Pumps

Month			YTD		
Size Description (000) BTUH	Total	% Change from 2019	Size Description (000) BTUH	Total	% Change from 2019
Under 16.5	34,746	+14.7	Under 16.5	164,737	+3.3
16.5-21.9	93,964	+10.6	16.5-21.9	419,196	+3.0
22-26.9	217,811	+3.9	22-26.9	892,169	-3.5
27-32.9	191,719	+9.8	27-32.9	722,337	-4.6
33-38.9	247,859	+6.1	33-38.9	958,759	-4.6
39-43.9	86,220	+2.8	39-43.9	338,504	-6.4
44-53.9	125,656	+1.9	44-53.9	495,320	-4.4
54-64.9	89,647	-7.9	54-64.9	362,640	-8.9
65-96.9	8,805	-25.8	65-96.9	42,901	-20.3
97-134.9	6,745	-30.8	97-134.9	31,623	-23.2
135-184.9	4,542	-30.6	135-184.9	21,873	-19.3
185-249.9	2,128	-23.4	185-249.9	9,958	-18.0
250-319.9	1,789	-3.8	250-319.9	7,919	-0.8
320-379.9	422	-0.5	320-379.9	1,940	-1.4
380-539.9	393	+3.4	380-539.9	1,962	-12.0
540-639.9	266	-11.3	540-639.9	1,607	-3.1
640-799.9	105	-37.5	640 & Over	668	-15.2
800.0-899.9	62	-17.3	800.0-899.9	445	+7.5
900.0-999.9	44	-41.3	900.0-999.9	456	+7.5
1,000.0-1,199.9	56	-23.3	1,000.0-1,199.9	318	+21.8
1,200.0 & Over	70	-22.2	1,200.0 & Over	539	-19.8
TOTAL	1,113,049	+3.8	TOTAL	4,475,871	-4.4

BTUHs of 64.9 and below are for residential units; 65.0 and above for commercial.

NOTE: A shipment is defined as when a unit transfers ownership; a consignment is not a transfer of ownership. Industry data is aggregated from the information supplied by AHRI member companies that participate in the statistics program and can be subject to revision. Published year-to-date data is inclusive of all revisions. No other AHRI data (e.g., by state or region) is available to the general public other than that published. AHRI does not conduct any market forecasting and is not qualified to discuss market trends. For previous monthly shipment releases and historical data, please see <http://www.ahrinet.org/statistics>.

###

About AHRI

The Air-Conditioning, Heating, and Refrigeration Institute (AHRI) is the trade association representing manufacturers of air conditioning, heating, and commercial refrigeration, and water heating equipment. An internationally recognized advocate for the industry, AHRI develops standards for and certifies the performance of many of these products. AHRI's 300+ member companies manufacture quality, efficient, and innovative residential and commercial air conditioning, space heating, water heating, and commercial refrigeration equipment and components for sale in North America and around the world.